



**KYRGYZ STATE MEDICAL ACADEMY NAMED AFTER
I.K. AKHUNBAYEV**

**ANALYTICAL REPORT
ACCORDING TO THE SATISFACTION ASSESSMENT OF
FIRST-YEAR STUDENTS
(2022)**

Bishkek 2022

The report was prepared by the staff of the Department of Quality Management of Education
(OMCO)

OMKO expresses gratitude to the staff of KSMA for their help in providing information and organizing the survey, in particular, to the staff of the deans of all faculties of the pre-graduate level of study.

OMKO also expresses gratitude to the staff of the departments for the correct perception and active participation in the discussion of the results of the assessment.

CONTENT

LIST OF ABBREVIATIONS AND TERMS		
CHAPTER 1	ASSESSMENT OF SATISFACTION OF STUDENTS OF 1 YEAR OF STUDY	
CHAPTER 2	SWOT - ANALYSIS OF THE RESULTS OBTAINED	
CHAPTER 3	RECOMMENDATIONS	

CHAPTER 1. ASSESSMENT OF SATISFACTION OF FIRST-YEAR STUDENTS

In total, 925 students took part in the survey, 595 of them were girls, 330 were boys. The distribution of respondents by faculty is shown in Figure 1.

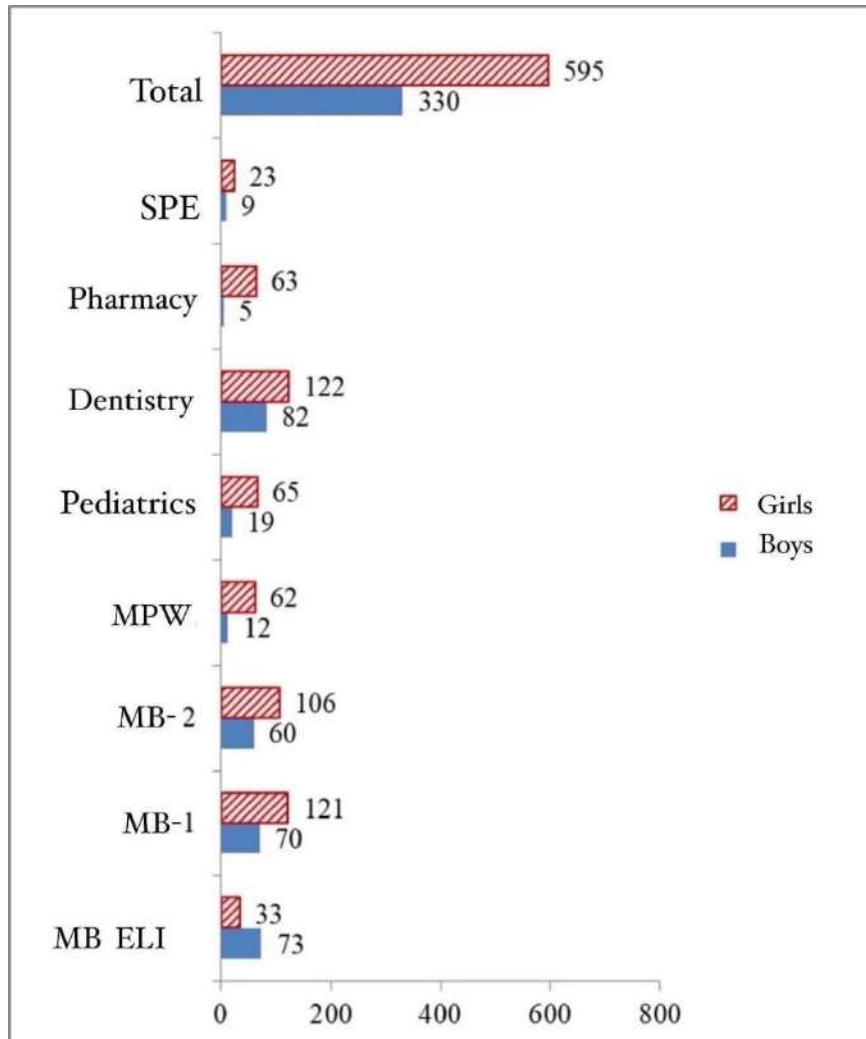


Fig.1. Distribution of students who participated in the survey by gender and faculties.

As can be seen in Figure 1, in general and in the context of faculties, there are significantly more girls who took part in the survey, with the exception of the Faculty of LD with the ELI, where the number of respondents of girls was two times less than boys.

The following answers were received to the question about the level of education of students before entering KSMA, Figure 2.

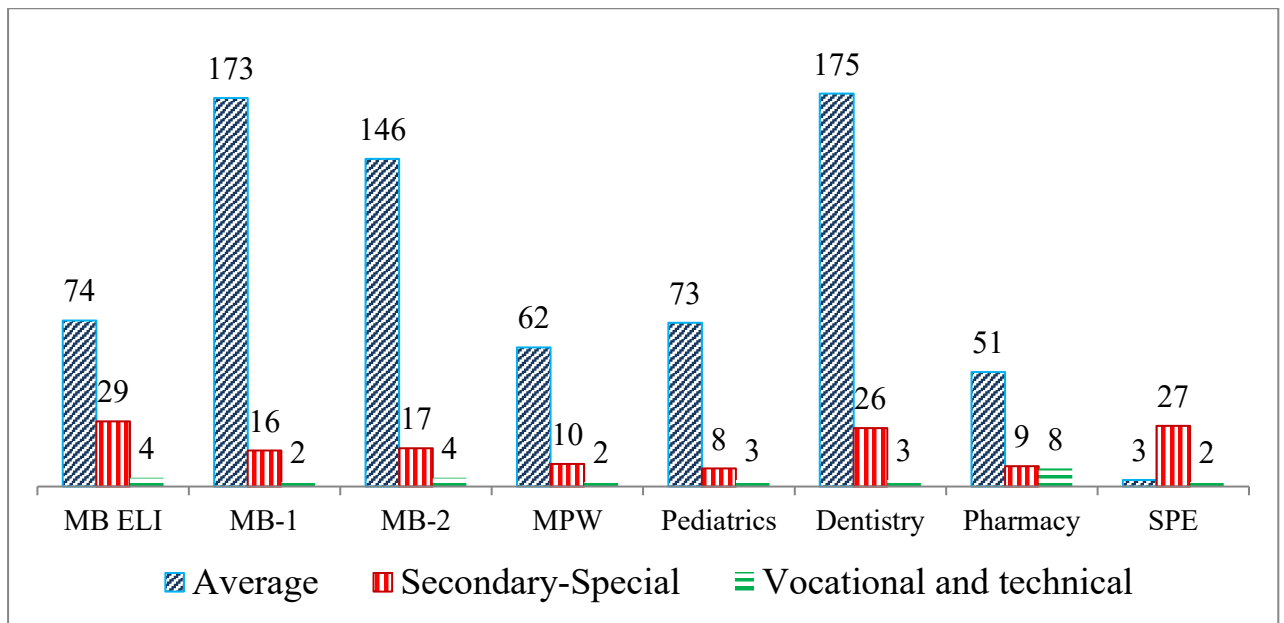


Fig. 2. The level of education of students of the first year of study before entering KSMA.

As can be seen from Figure 2, most of the respondents from the number of first-year students enrolled in KSMA with secondary education after graduating from secondary schools. The number of respondents enrolled after graduation from medical schools is significantly less,

To the question of which sources the interviewed students learned about KSMA, the following answers were received, Figure 3.

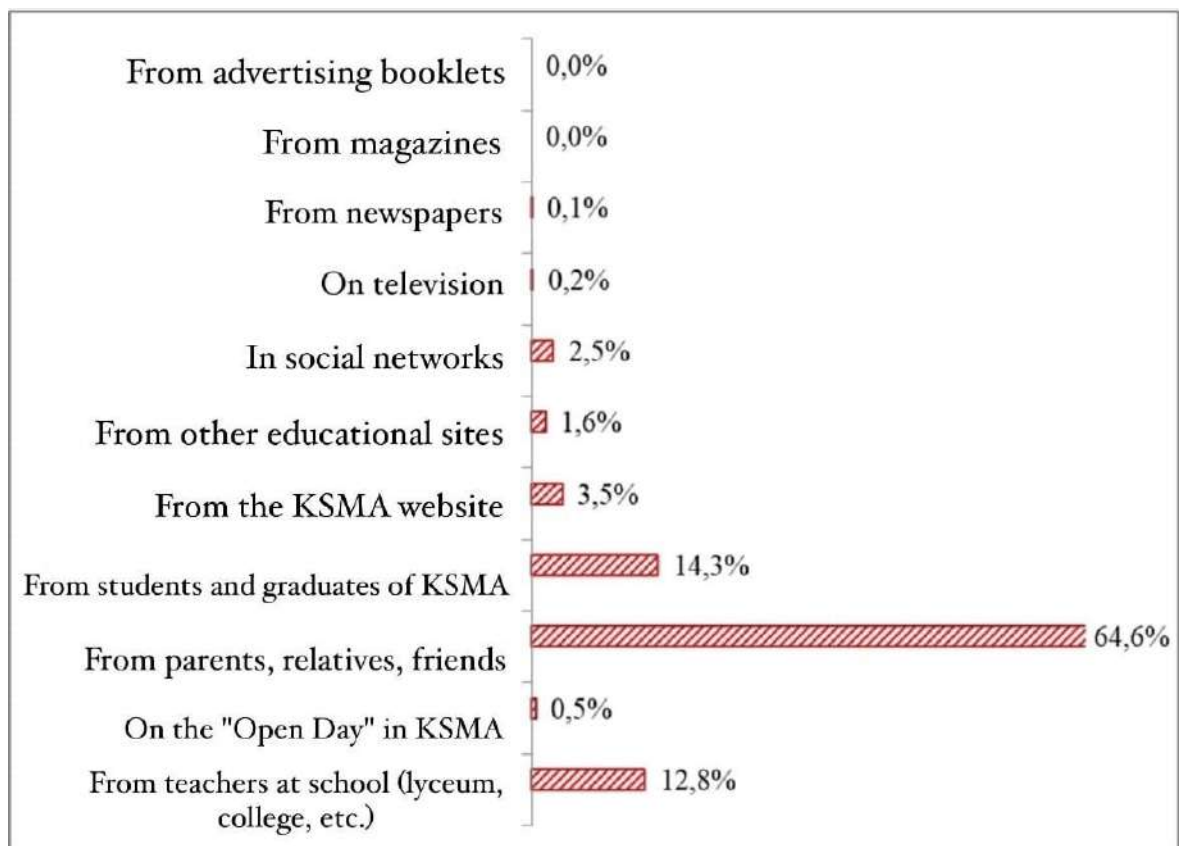


Fig. 3. Sources from which information about KSMA was obtained.

As can be seen from the figure, the vast majority of respondents learned about KSMA from parents, relatives and friends (64.6%). More than 14% answered that they learned from other students and graduates of KSMA, 12% from teachers at the school.

Only 3.5% of respondents answered that they learned about KSMA on the organization's website. The share of other sources of information was less than 3%. The distribution of students' responses about their receipt of information about the KSMA in the context of faculties is presented in Table 1.

Table 1

Distribution of students' responses about their receipt of information about the KSMU in the context of faculties

Sources of information	MB ELI	MB-1	MB-2	MPW	Pediatrics	Dentistry	Pharmacy	SPE	Total
From teachers at school (lyceum, college, etc.)	5	19	19	15	8	29	8	10	113
At the Open Day in KSMA	0	1	1	0	1	0	0	1	4
From parents, relatives, friends	54	134	107	39	52	124	47	13	570
From students and graduates of KSMA	32	21	22	8	11	23	5	4	126
From the KSMA website	4	5	3	6	2	6	3	2	31
From other educational sites	2	1	3	0	0	6	1	1	14
In social networks	2	5	2	2	5	5	1	0	22
On television	0	0	1	1	0	0	0	0	2
From newspapers	0	0	1	0	0	0	0	0	1
From magazines	0	0	0	0	0	0	0	0	0
From advertising booklets	0	0	0	0	0	0	0	0	0
Total:	99	186	159	71	79	193	65	31	883

Thus, in order to attract students, it is necessary to strengthen the work on advertising KSMA in the media, social networks and on the websites of both KSMA and other educational and other sites. Also, the percentage of respondents who learned about KSMA during the “Open Day”, this is most likely due to the fact that due to the pandemic and the limitations associated with it, this event has not been held for the last two years.

The following answers were received to the question of why KSMU was chosen among other medical universities for admission, figure 4.

The largest percentage of respondents (50%) answered that the quality of education at KSMA is higher than at other universities, another 20% noted that KSMA has a higher image and is more prestigious than any other medical universities in Kyrgyzstan. 13% of respondents noted that their decision was influenced by the opinion of parents, relatives and acquaintances. 7% of respondents indicated that their chosen specialty is only in KSMA. Students also noted good learning conditions, job security and low tuition fees.

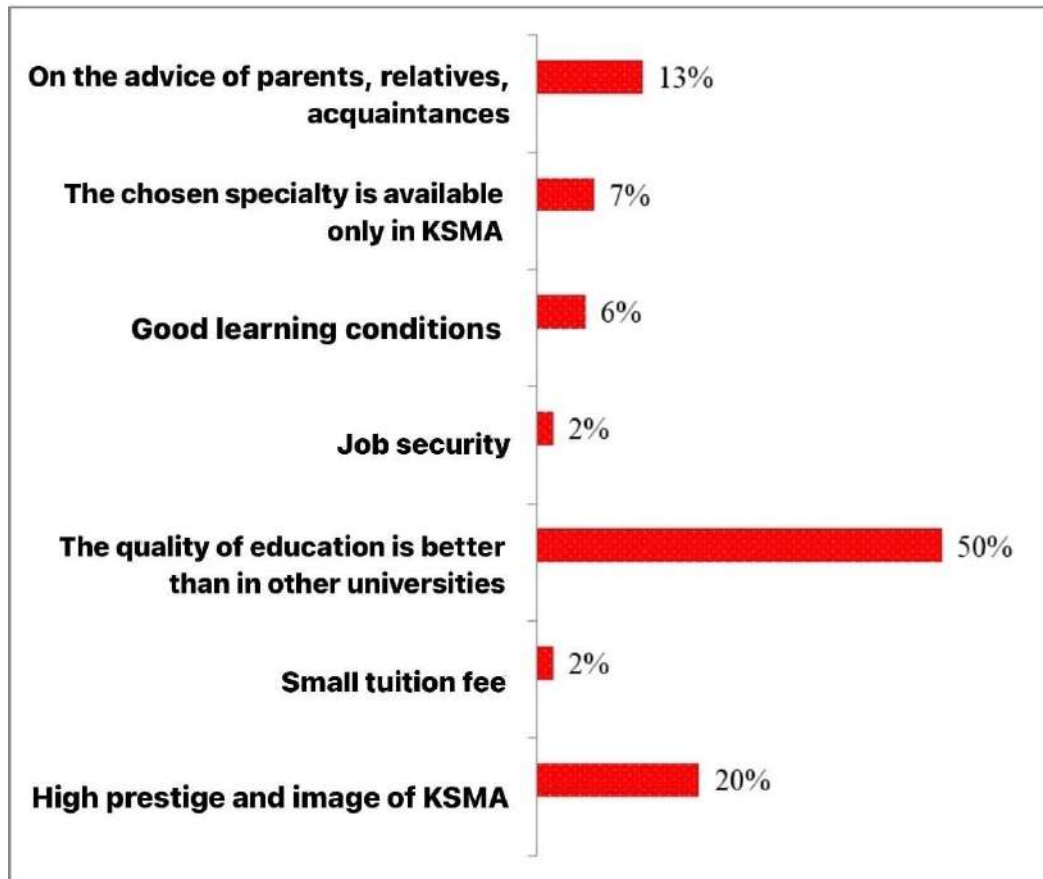


Fig. 4. Why did you choose KSMA among other medical universities for education?

Table 2 presents the answers to the question “**Why did you choose KSMA among other medical universities for education?**” in the context of faculties

Table 2

Why did you choose KSMA among other medical universities to get an education?

Answer options	MB ELI	MB- 1	MB- 2	MPW	Pediatrics	Dentistry	Pharmacy	SPE
High prestige and image of KSMA	20	34	27	20	12	46	6	10
Small tuition fee	0	2	2	0	0	10	2	1
The quality of education is better than in other universities	46	90	100	24	47	91	35	9
Job security	0	1	0	4	3	3	5	1
Good learning conditions	10	12	7	3	3	10	3	1
The chosen specialty is available only in KSMA	0	16	5	13	9	5	10	4
On the advice of parents, relatives, acquaintances	19	31	15	8	2	33	4	2

Thus, it can be concluded that the majority of respondents made their choice in favor of KSMA consciously and independently, while they were mainly motivated by the quality of education at KSMA and the high prestige of training.

The following answers were received to the question on what basis students would like to receive education, figure 5.

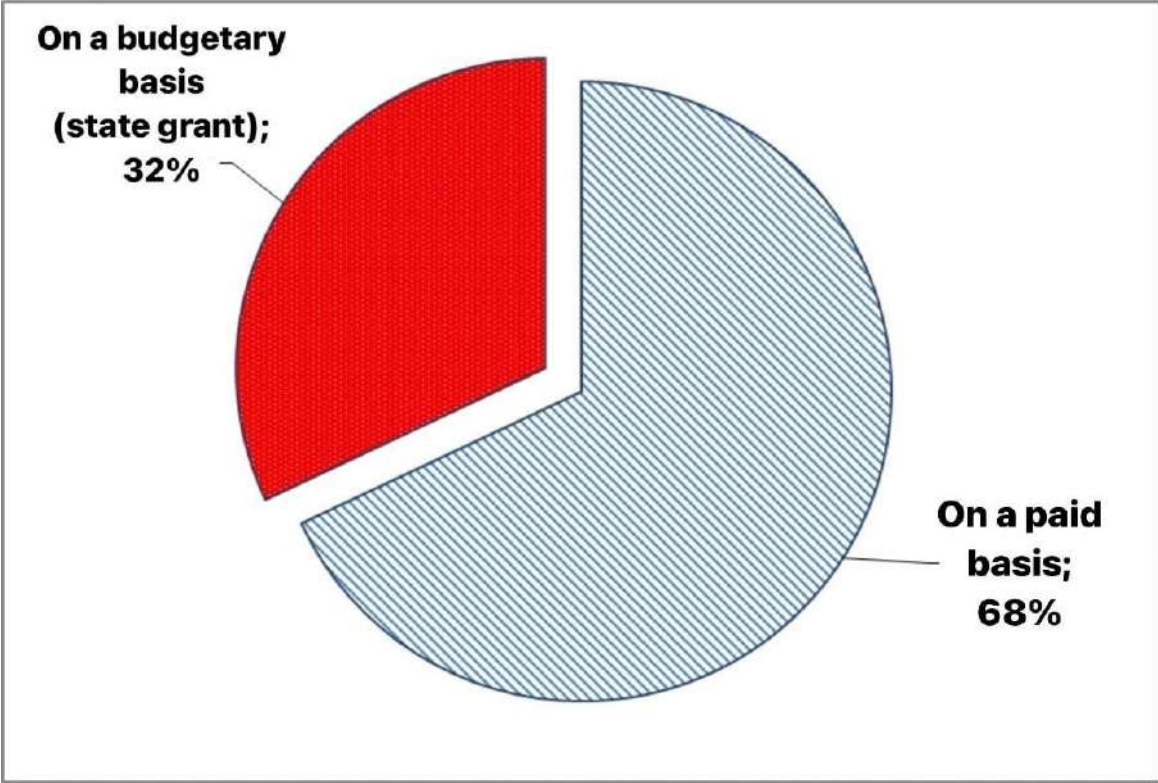


Fig. 5. On what basis would students like to receive education about KSMA?

As can be seen from the figure, the majority of respondents preferred to study on a paid basis and not have subsequent obligations to the state.

The distribution of answers to this question by faculty is shown in table 3

Table 3

On what basis would students like to receive education at KSMA

	HNE	MB ELI	MB- 1	MB- 2	MPW	Pediatrics	Dentistry	Pharmacy	SPE
On a paid basis	17	101	99	81	26	34	197	65	31
On a budgetary basis (state grant)	9	6	92	86	48	50	9	3	1

To the question of what specialty you originally wanted to enroll in KSMU, the respondents' answers were distributed as follows, figure 6.

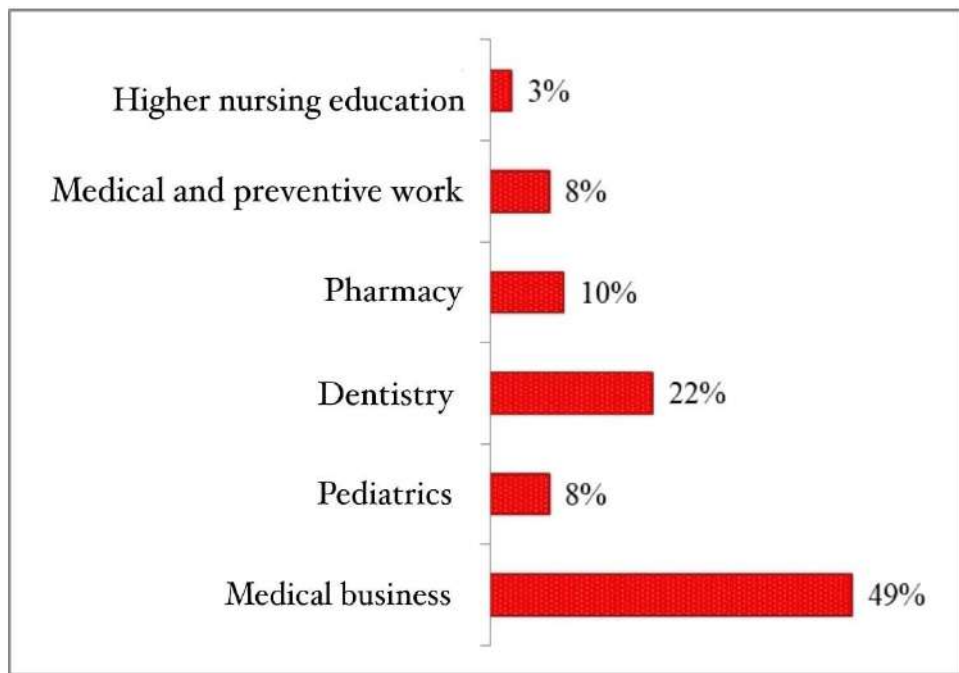


Fig. 6. What specialty were you going to enroll in at KSMA?

As shown in Figure 6, the majority of respondents wanted to enroll in the Faculty of “Medicine” (49%), 22% wanted to enroll in “Dentistry”. For “Pediatrics”, “Pharmacy” and “IVD” 8-10%. The lowest indicator of demand at the faculty of “VSO”.

Table SWOT analysis of satisfaction assessment of first-year students

S - strengths	W - weaknesses
<ol style="list-style-type: none"> 1. The decision of applicants of this faculty to choose KSMU for admission is based on the belief that the quality of education at KSMU is better than at other universities (50% of respondents). 2. 14% indicated that information about the university was received from graduates of KSMU, which indicates a high-quality education at KSMU and the satisfaction of graduates in obtaining education in KSMAA. 3. 49% noted that they like the specialty of medical business 	<ol style="list-style-type: none"> 1. 3% of the surveyed students would like to study at the Faculty of HNE.
O - opportunities	T - threats
<ol style="list-style-type: none"> 1. Analysis of the correspondence of the curricula of "VSO" to the curricula of advanced medical schools, with further revision of the educational program in the specialty of VSO 2. Greater promotion of the KSMAA website and up-to-date information about studying at KSMAA in social networks 3. The resumption of the adaptation week and a number of career guidance activities involving senior students will increase the adaptability of first-year students. 	<ol style="list-style-type: none"> 1. The growth of competition associated with an increase in the number of medical universities.

